

REV.	DESCRIPTION	DATE	DRAWN	APPROVED
A1	DWG.REL	2016/10/7	FANG	YANG

- Material
 - ①Screws : M2.5 steel, Zinc plated,
 - “-” slot type
 - ②Housing : PA66, UL94V-0
 - ③Reed : Phosphor bronze, Ni plated
 - or stainless steel
 - ④Pin header : Brass, Tin plated

- Electrical

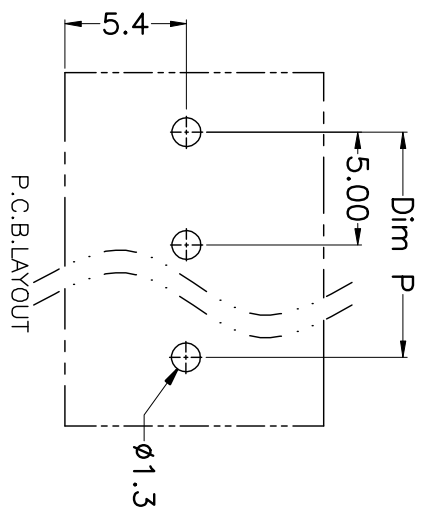
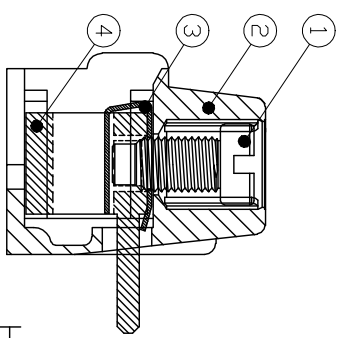
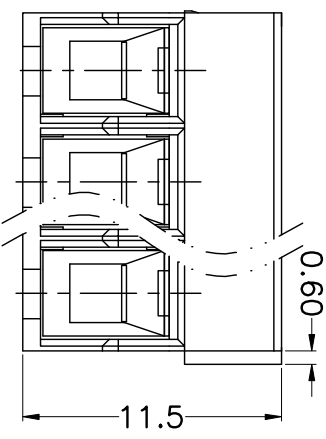
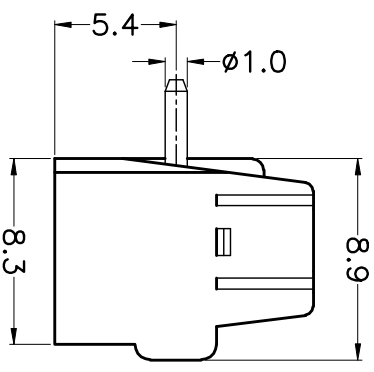
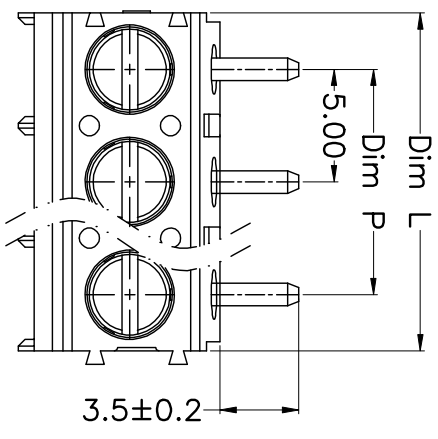
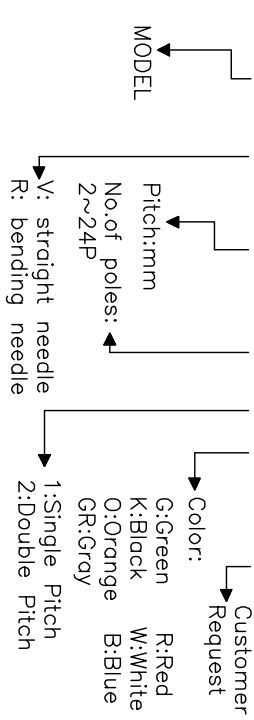
UL	IEC
Rated voltage : 300V	250V
Rated current : 10A	25A

Insulation resistance: 500MΩ/DC500V
 Withstanding Voltage : AC2000V/1min
 Wire range: 26-14AWG 2.5mm²

- Mechanical
 - Operating temperature: -40℃~+105℃
 - Soldering temperature: 250℃±5/5sec
 - Torque: 0.4N.m (3.54Lb.in)
 - Strip length: 5-6m

HOW TO ORDER

KF170 R -5.0-XXP-1 X-XXXXX



N=Number of Poles
 Dim P=(N-1)×5.00
 Dim L=N×5.00

Poles	Dim P	Dim L
2-6P	±0.10	±0.15
7-12P	±0.20	±0.20
13-18P	±0.25	±0.30
19-24P	±0.30	±0.40

GENERAL TOLERANCE	ANGLE TOLERANCE	TOLERANCE
X: ±0.5	X: ±5'	±5'
.X: ±0.3	X: ±3'	±3'
.XX: ±0.1	.XX: ±1'	±1'
DRAWING TYPE	CUSTOMER	
SCALE	1:1	SHEET 1 OF 1
DRAWING NO.	XP0012016-xxxx	

PROJECTION	TITLE
⊕	KF170R-5.0-XXP
UNITS	mm
SHEET SIZE	A4
SERIES	KF170R

KF 慈溪市凯峰电子有限公司
 KAIFENG ELECTRONIC CIXI KAIFENG ELECTRONIC CO.,LTD