

REV.	DESCRIPTION	DATE	DRAWN	APPROVED
A1	DWG.REL	2016/10/7	FANG	YANG

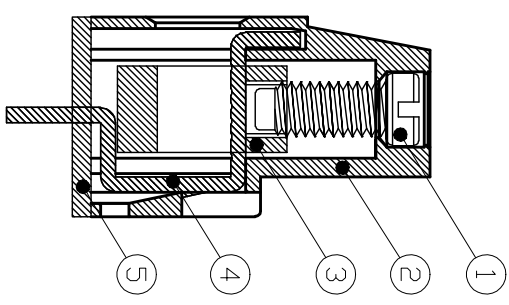
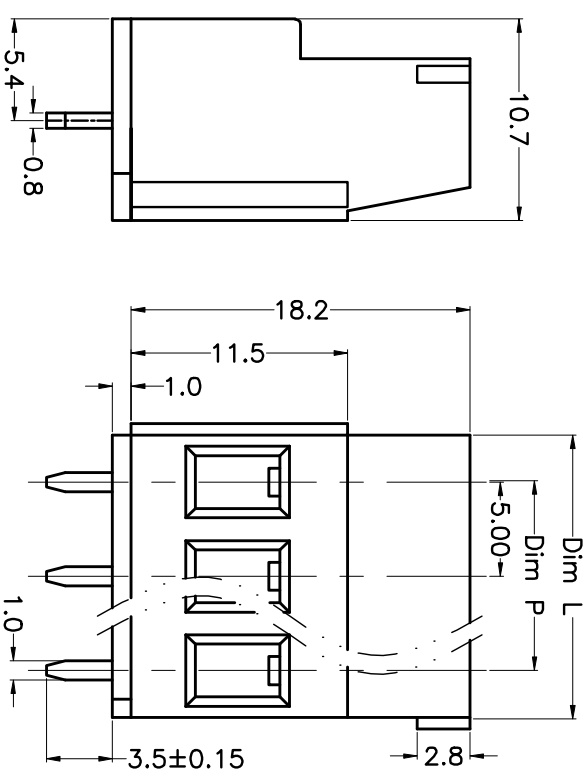
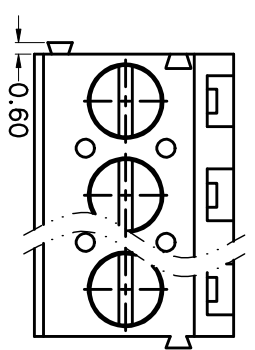
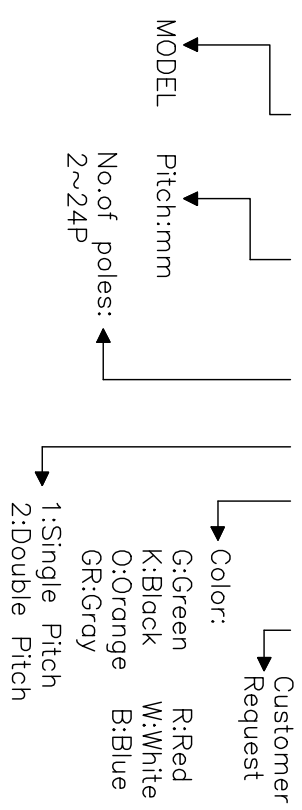
- Material
  - ①Screws : M3.0 steel, Zinc plated,
  - “-” slot type
  - ②Housing : PA66, UL94V-0
  - ③Clamp : Brass, Ni plated
  - ④Pin header : Brass, Tin plated

- Electrical
  - UL IEC
  - Rated voltage : 300V 250V
  - Rated current : 20A 20A
  - Insulation resistance: 500MΩ/DC500V
  - Withstanding Voltage : AC2000V/1min
  - Wire range: 24-12AWG 2.5mm<sup>2</sup>

- Mechanical
  - Operating temperature: -40°C~+105°C
  - Soldering temperature: 250°C±5/5sec
  - Torque: 0.5N.m (4.43lb.in)
  - Strip length: 6-7mm

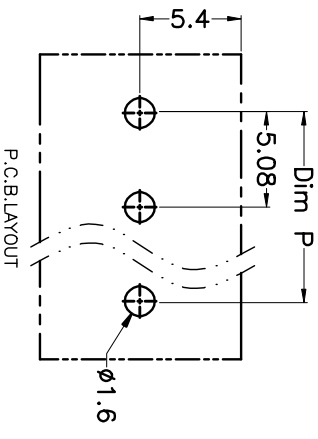
### HOW TO ORDER

KF129C-5.0-XXP-1 X-XXXXX



N=Number of Poles  
Dim P=(N-1)x5.00  
Dim L=Nx5.00

Poles	Dim P	Dim L
2-6P	±0.10	±0.15
7-12P	±0.20	±0.20
13-18P	±0.25	±0.30
19-24P	±0.30	±0.40



### GENERAL TOLERANCE ANGLE TOLERANCE

X.	±0.5	X.	±5'
.X	±0.3	.X'	±3'
.XX	±0.1	.XX'	±1'

DRAWING TYPE	CUSTOMER	SHEET	1 OF 1
SCALE	1:1		

DRAWING NO. XP0012016-xxxx

### PROJECTION TITLE

UNITS	mm	KF129C-5.0-XXP
SHEET SIZE	A4	SERIES KF129C

**KF 慈溪市凯峰电子有限公司**  
KAIFENG ELECTRONIC CIXI KAIFENG ELECTRONIC CO.,LTD