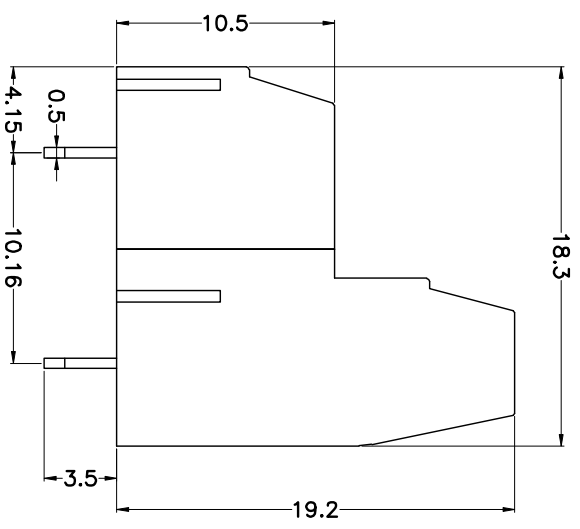
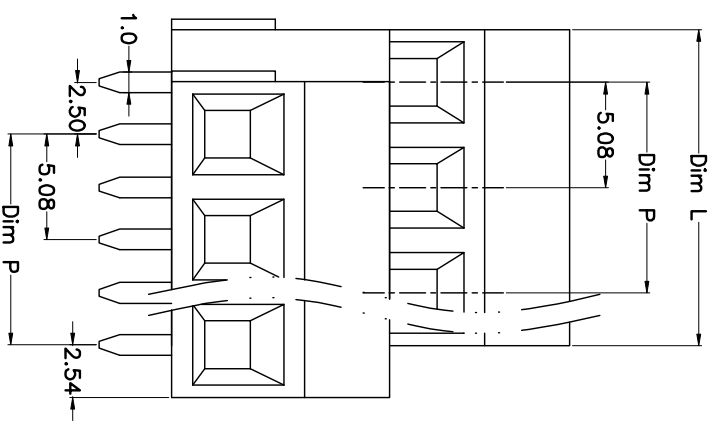


REV.	DESCRIPTION	DATE	DRAWN	APPROVED
A1	DWG.REL	2016/10/7	FANG	YANG



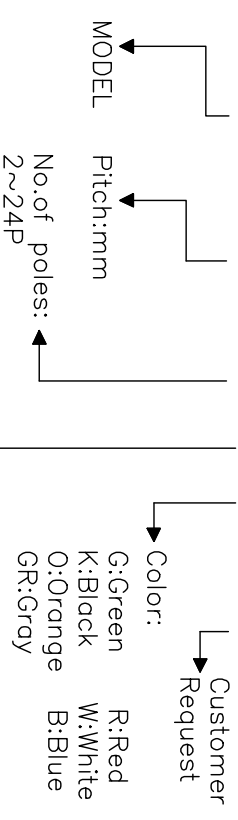
- Material
Screws : M2.5 steel, Zinc plated, “-” slot type
Clamp : Brass, Ni plated
Pin header : Brass, Tin plated
Housing : PA66, UL94V-0

- Electrical
UL IEC
Rated voltage : 300V 250V
Rated current : 12A 15A
Insulation resistance: 500MΩ/DC500V
Withstanding Voltage : AC2000V/1min
Wire range: 26-14AWG 2.5mm²

- Mechanical
Operating temperature:-40℃~+105℃
Soldering temperature:250℃±5/5sec
Torque: 0.4N.m (3.54Lb.in)
Strip length: 5-6mm

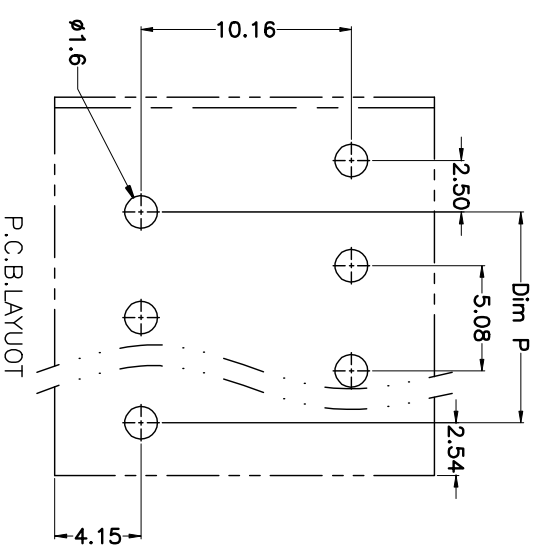
HOW TO ORDER

KF127DG-5.08-XXP-1 X-XXXXX



N=Number of Poles
Dim P=(N-1)×5.08
Dim L=N×5.08

Poles	Dim P	Dim L
2-6P	±0.10	±0.15
7-12P	±0.20	±0.20
13-18P	±0.25	±0.30
19-24P	±0.30	±0.40



GENERAL TOLERANCE		ANGLE TOLERANCE	
X.	±0.5	X.	±5°
.X	±0.3	.X.	±3°
.XX	±0.1	.XX.	±1°
DRAWING TYPE	CUSTOMER	SCALE	1:1
SHEET	1	SHEET	1
DRAWING NO.	XP0012016-xxxx	OF	1

PROJECTION	TITLE
mm	KF127DG-5.08-XXP
SHEET SIZE	A4
SERIES	KF127DG

KF 慈溪市凯峰电子有限公司
KAIFENG ELECTRONIC CIXI KAIFENG ELECTRONIC CO.,LTD