

REV.	DESCRIPTION	DATE	DRAWN	APPROVED
A1	DWG.REL	2016/10/7	FANG	YANG

- Material
- Screws : M2.0 steel, Zinc plated, “—” slot type
- Housing : PA66, UL94V-0
- Clamp : Brass, Ni plated
- Pin header : Brass, Tin plated

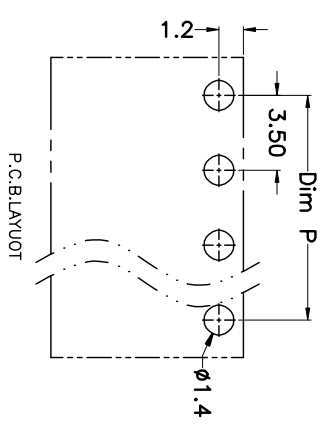
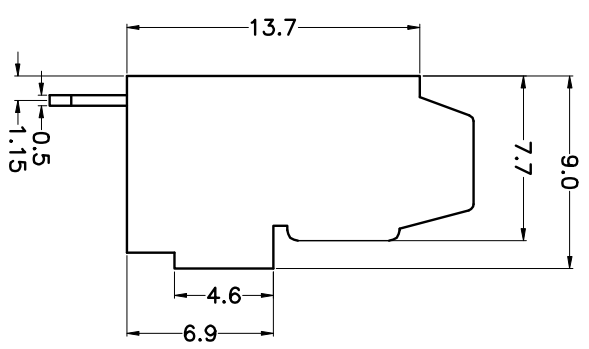
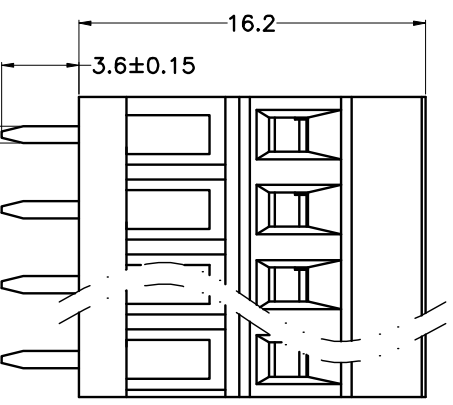
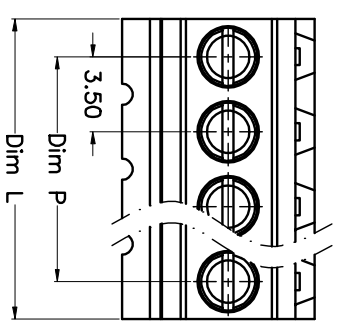
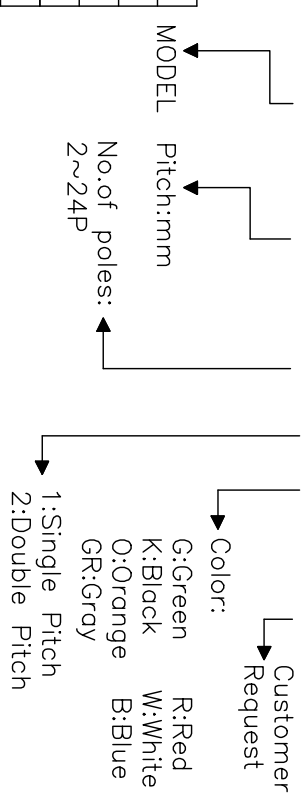
- Electrical

UL	IEC
Rated voltage : 150V	130V
Rated current : 10A	10A
Insulation resistance: 500MΩ/DC500V	
Withstanding Voltage : AC1500V/1min	
Wire range: 26-16AWG	1.5mm ²

- Mechanical
- Operating temperature: -40°C ~ +105°C
- Soldering temperature: 250°C ± 5 / 5sec
- Torque: 0.2N.m (1.77Lb.in)
- Strip length: 5-6mm

HOW TO ORDER

KF124G-3.5-XXP-1 X-XXXXX



N=Number of Poles
Dim P=(N-1)x3.50
Dim L=Nx3.50

Poles	Dim P	Dim P	Dim L
2-6P	±0.10	±0.15	±0.15
7-12P	±0.20	±0.20	±0.20
13-18P	±0.25	±0.30	±0.30
19-24P	±0.30	±0.40	±0.40

GENERAL TOLERANCE ANGLE TOLERANCE

X.	±0.5	X.	±5°
.X	±0.3	.X.	±3°
.XX	±0.1	.XX.	±1°

DRAWING TYPE	CUSTOMER	SHEET	1 OF 1
SCALE	1:1	SHEET	1 OF 1
DRAWING NO.	XP0012016-xxxx		

PROJECTION	TITLE
UNITS	KF124G-3.5-XXP
SHEET SIZE	A4
SERIES	KF124G

KF 慈溪市凯峰电子有限公司
KAIFENG ELECTRONIC CIXI KAIFENG ELECTRONIC CO.,LTD